

OSWEGO ECONOMIC DEVELOPMENT ANNUAL PERFORMANCE UPDATE - 2017

IMPLEMENTING THE STRATEGY



13,898

Views to OOC Website



40

Community advocates engaged and active.

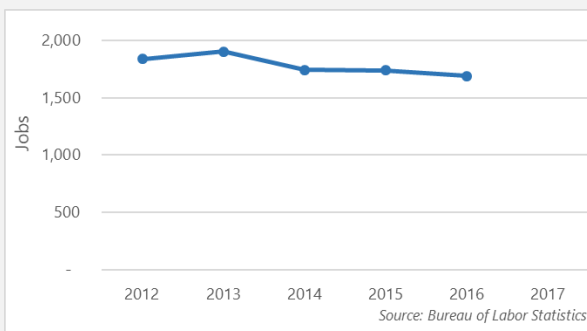


Major Accomplishments

- Completed the countywide economic development strategy.
- Engaged over 50 people in the planning process.
- Identified targeted industries and conducted focused research to identify opportunities.

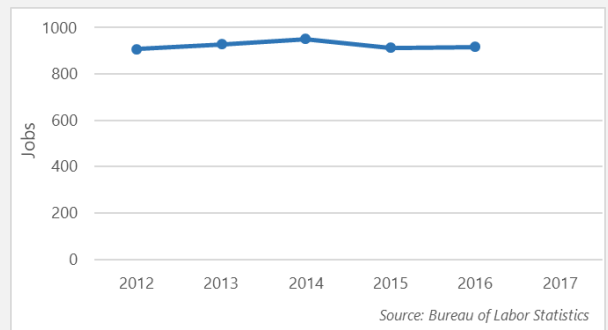
TARGETED INDUSTRIES

Energy



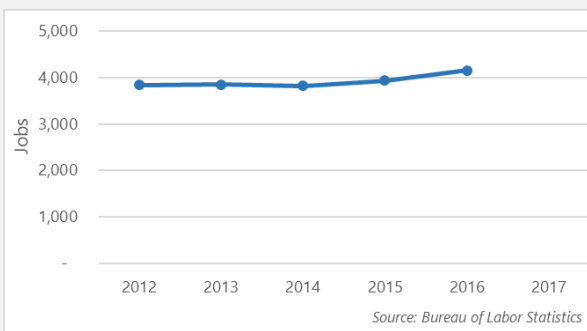
1,687 Jobs, Down **150** Jobs since 2012, **0** New Businesses since 2017

Advanced Manufacturing



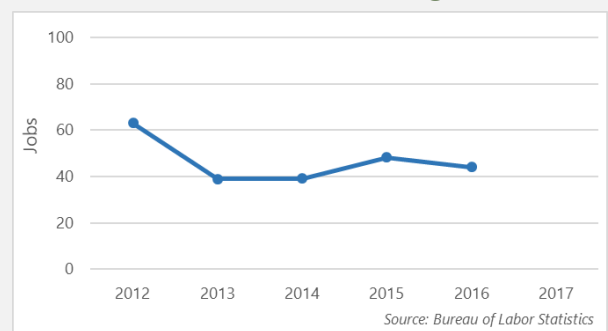
917 Jobs, Up **9** Jobs since 2012, **0** New Businesses since 2017

Tourism and Recreation



4,156 Jobs, Up **309** Jobs since 2012, **0** New Businesses since 2017

Food Processing

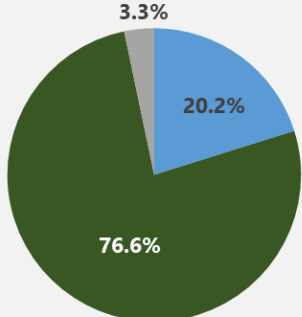


44 Jobs, Down **19** Jobs since 2012, **0** New Businesses since 2017

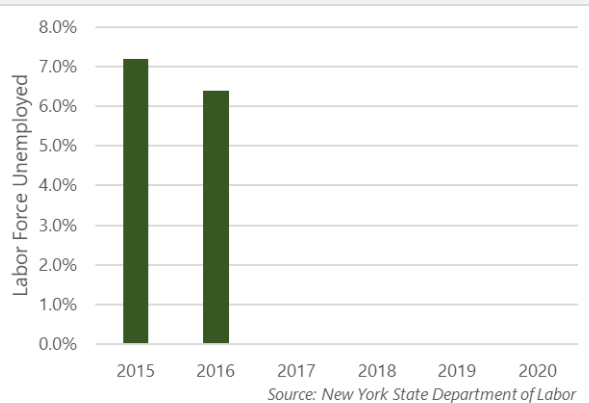
ECONOMIC DIVERSIFICATION

Tax Base

Commercial Residential Both



Tax base increased XX for Non-residential from last year.



6.4%

Labor force unemployed
Down 0.8% from last year.

TOURISM



\$146 mil

Travel Spending
Up 6.8% from last year.



\$16.3 mil

On lodging
Up 11.6% from last year.



\$12.3 mil

On recreation
Up 7.8% from last year.



23,952

Private, non-agricultural employees in 2015.
Up 1.6% from 2014.



\$41,686

Average private wage, 2015.
Up 3.6% from 2014.

